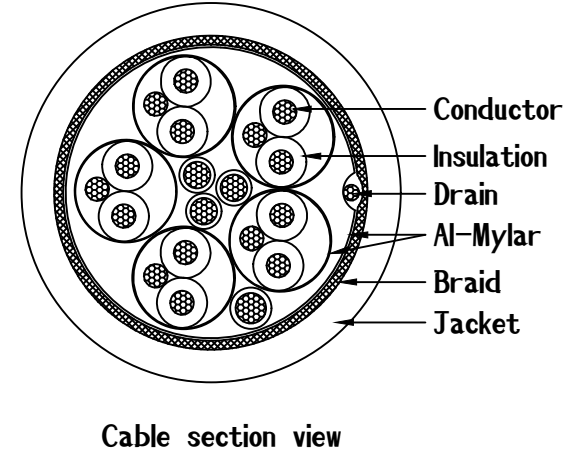
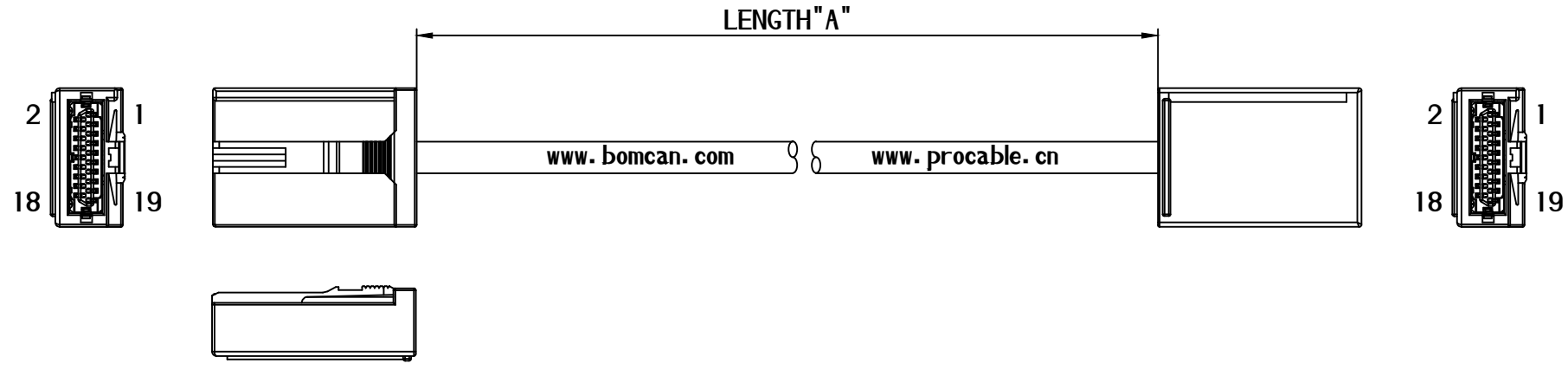


1		2		3		4		5		6		7		Customer drawing
REV	ECN NO	DESCRIPTION		DATE	APPROVED									
AA	-	NEW RELEASED		2015.09.11	CLARA									




Pins	Cable Type	Pins	Signal Name
1	Twisted pair	1	D1+
3	Twisted pair	3	D1-
5	Drain	5	GND
4	Twisted pair	4	D2+
6	Twisted pair	6	D2-
2	Drain	2	GND
7	Twisted pair	7	D3+
9	Twisted pair	9	D3-
11	Drain	11	GND
10	Twisted pair	10	D4+
12	Twisted pair	12	D4-
8	Drain	8	GND
13	Twisted pair	13	D5+
15	Twisted pair	15	D5-
14	Drain	14	GND
16	Single Wires	16	NA
17	Single Wires	17	NA
19	Single Wires	19	NA
18	Single Wires	18	POWER
Shell	Shield	Shell	GND

Electrical specifications:  
 Use of voltage range: 30V  
 Current range: 0.5A  
 Temperature range: -40°C~+105°C

Material specifications  
 Cable: HDMI Cable(32AWGx1PR+DAM)x5C+  
 32AWGx3C+26AWGx1C+ADB, OD5.0mm, Black PVC  
 Connector: HDMI Type E  
 Overmolding: Black PVC

Electrical testing of finished cable  
 100% Open / Short / Miswiring testing  
 Insulation resistance: DC150V 10MΩ Min  
 Conductor resistance: 3Ω Max

Manufacturer: Bomcan

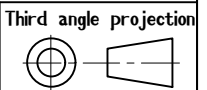


UNMARKED TOLERANCES	
DIMENSIONS	TOLERANCE
x.	±1.0
x. x	±0.5
x. xx	±0.25
0 to 500	+15 / -0
< 501	+3% / -0 of length
ANGLES	
x°	±1°



This drawing contains information that is proprietary to BOMCAN and should not be used without written permission. Powered by bomcan.com

DESCRIPTION		HDMI-E-CABLE ASSEMBLY			
DWG NO	HDMI-E-CABLE	BOMCAN PART No	-		
DRAWN BY	CLARA 2015.09.11	CUSTOMER P/N	-		
CHECKED BY	CALEB 2015.09.11	SIZE: A3	SHEET	UNIT	SCALE
APPROVED BY	BILL 2015.09.11	REV: AA	1 of 1	mm	Free



A3

www.bomcan.com